



Figure 46: Elstein SBM series

Elstein SBM rod radiators are dark ceramic infrared radiators with surface ratings of up to 36.0 kW/m².

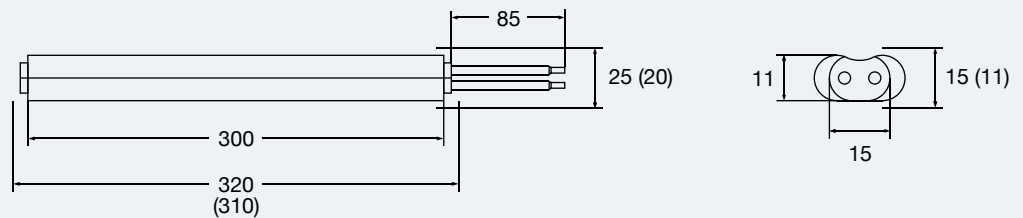
SBM radiators have been developed for use in infrared heated cabins and due to their long-wave infrared radiation gently and pleasantly heat the human body.

Furthermore, SBM rod radiators can also be used for other heating tasks. Due to their long oval design, they are particularly suitable for linear heating or for space-saving installations, if low installed heights have to be achieved.

SBM series radiators can be installed in any position. The power can be adjusted using a proprietary dimmer.

Elstein SBM rod radiators are available in two designs and cover the power range from 200 W to 400 W.

SBM/300



SBM/450

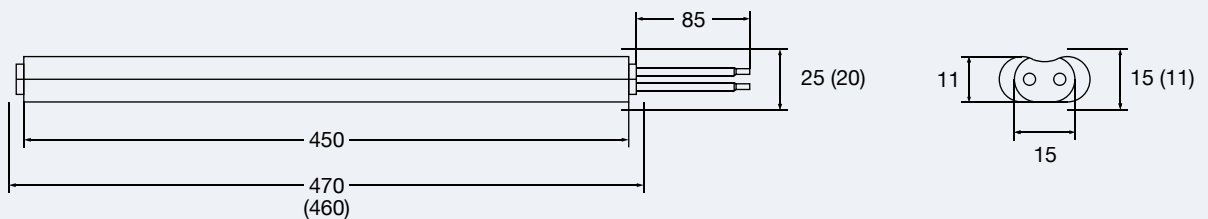
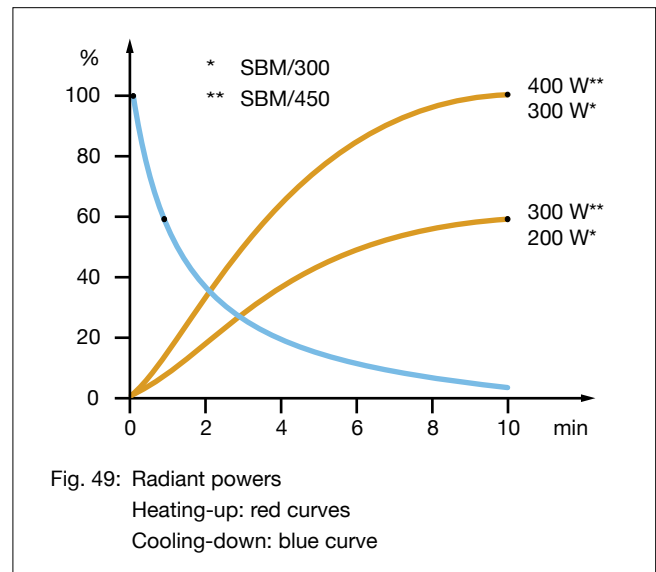
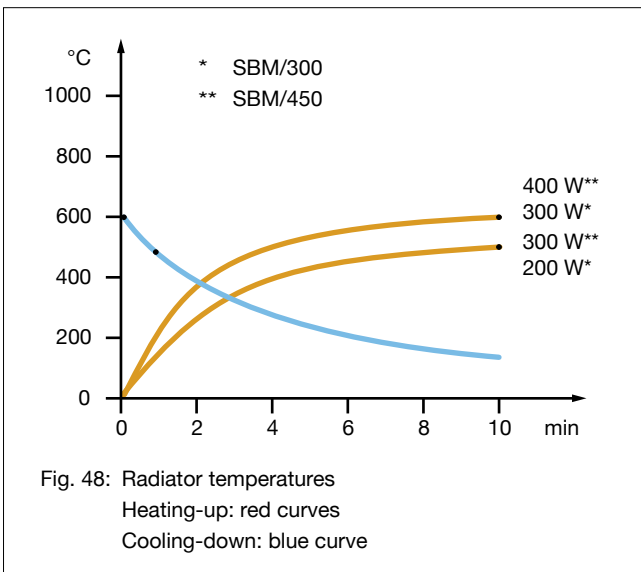


Figure 47: Mounting dimensions and radiator dimensions () in mm



Type, weight, wattage	SBM/300	110 g	200	300	-	-	W
	SBM/450	165 g	-	-	300	400	W
Surface rating			24.0	36.0	24.0	32.0	kW/m ²
Typical operating temperature			420	550	350	500	°C
Maximum permissible temperature			600	600	600	600	°C
Wavelength range			3 - 10				µm

Standard design Operating voltage 230 V Ceramic full-pour casting Length of the leads 85 mm	Thermocouple radiators Not available. For means of controlling output see below.	Variants Special wattages Special voltages Extended leads Live leads with ring terminals
---	---	---

The power can be adjusted using proprietary power controllers or dimmers.

The national safety regulations must be complied with for the respective application, for example, the IEC or EN standard 60519-1, Safety in electrical heating installations.

Further information is given in the safety information enclosed with each radiator.