

Ex Single-entry power connection with junction box

The JBS-100 kit is designed to connect power to one Raychem BTV, QTVR, XTV, KTV or VPL industrial parallel heating cable. It is approved by FM, CSA, and PTB for use in hazardous locations.

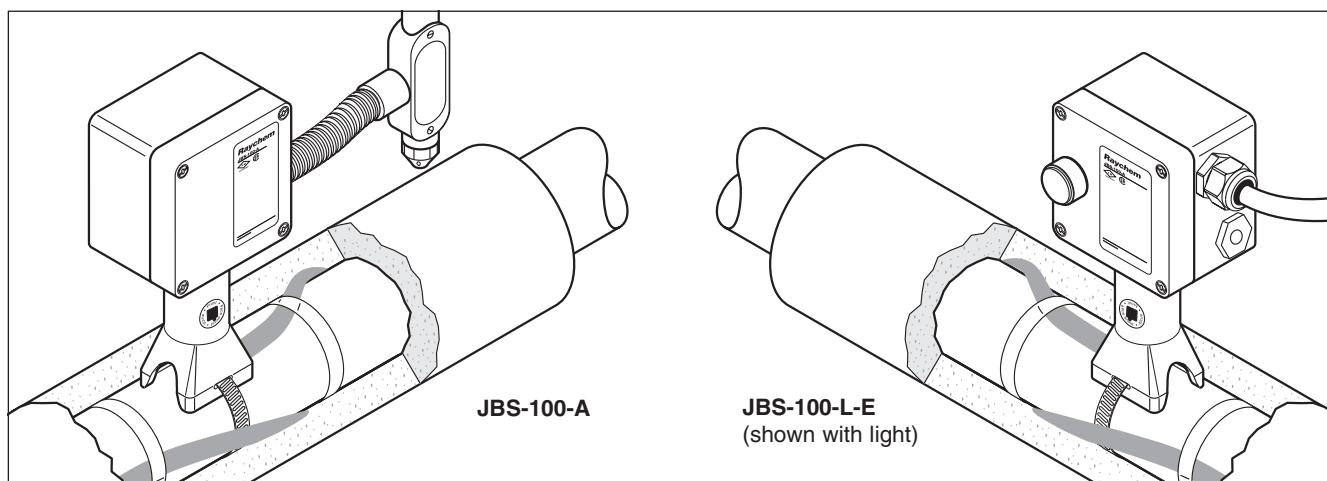
The JBS-100 integrates the functions of both connection kits and insulation entries. The rugged stand protects the heating cable and allows for up to 100 mm (4") of thermal insulation.









The core sealing boot does not require a heat gun or torch for the installation (no hot work permit necessary). The non-curing sealant (silicone free) in the boot allows easy installation and facilitates maintenance.

Innovative CAGE CLAMP® terminals from WAGO provide fast installation and safe, reliable, maintenance-free operation. Compared to existing systems, this

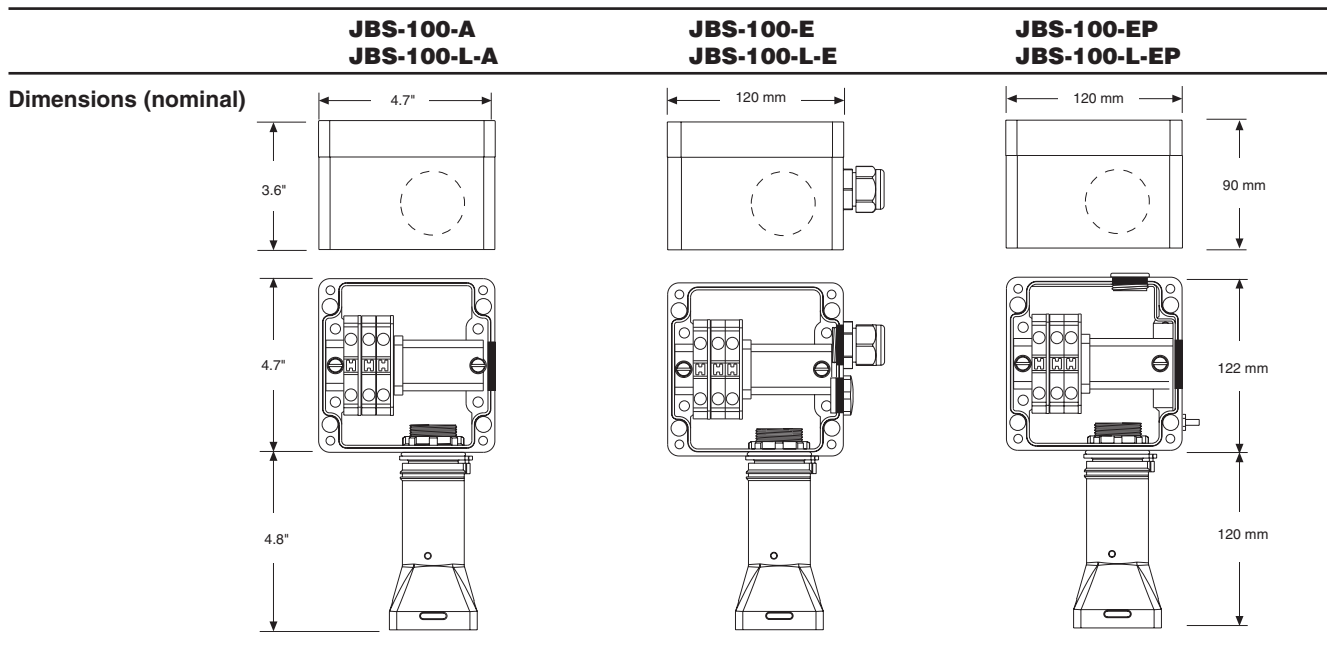
connection kit significantly reduces installation time.

The kit is offered in three basic versions, customised for local installation practices. All kits are also available as a lighted version. These include a unique light module with a superbright LED that simply plugs into the terminals, and a lens in the lid. This provides indication that power is available in the box.



	JBS-100-A JBS-100-L-A	JBS-100-E JBS-100-L-E	JBS-100-EP JBS-100-L-EP
Description	This kit is for use in North America and has one through-hole for use with 3/4" conduit.	This kit is for use in Europe and provides two M25 threaded entries, one stopping plug, and one plastic power cable gland.	This kit is for use in Europe and provides two M25 threaded entries, an earthing plate, and an external earthing stud. It is designed for use with armoured cables.
Kit contents	1 junction box with terminals 1 light module (for -L only) 1 stand 1 core sealer 1 green/yellow earthing sleeve 1 polywater sachet 1 cable tie	1 junction box with terminals 1 light module (for -L only) 1 stand 1 core sealer 1 green/yellow earthing sleeve 1 M25 gland for power cable 8–17 mm in diameter 1 M25 stopping plug 1 polywater sachet 1 cable tie	1 junction box with terminals, earthing plate, and stud 1 light module (for -L only) 1 stand 1 core sealer 1 green/yellow earthing sleeve 1 M25 stopping plug 1 polywater sachet 1 cable tie
Approvals	<p>Hazardous locations</p> <p> Class I, Div. 2, Groups A, B, C, D Class II, Div. 1 & 2, Groups E, F, G Class III</p> <p> CLI, ZN1, AEx e II T⁽²⁾ CLI, ZN1, AEx em II T⁽²⁾ (for -L only)</p> <p> Ex e II T⁽²⁾  Ex em II T⁽²⁾ (for -L only)</p>	<p> II 2 G/D EEx e II IP 66 II 2 G/D EEx em II IP 66 PTB 97 ATEX 1058 U</p> <p> Ex e II T* Ex em II T* (for -L only)</p> <p>DNV approval DNV Certificates No. E-5121 and No. E-5122</p>	<p> II 2 G/D EEx e II IP 66 II 2 G/D EEx em II IP 66 PTB 97 ATEX 1058 U</p> <p> Ex e II T* Ex em II T* (for -L only)</p> <p>DNV approval DNV Certificates No. E-5121 and No. E-5122</p>

*For T-rating, see heating cable or design documentation



Raychem product specifications

Heating cable capability	BTV-CR, BTV-CT, QTVR-CT, XTV-CT, KTV-CT, VPL-CT		
Ingress protection	NEMA Type 4X	IP66/IP67	IP66/IP67
Entries	1 x 3/4"	2 x M25 including power cable gland for diameter 8-17 mm	2 x M25
Ambient temperature range	-50°C to +40°C	-50°C to +40°C (JBS-100-E) -40°C to +40°C (JBS-100-L-E)	-50°C to +40°C (JBS-100-EP) -40°C to +40°C (JBS-100-L-EP)
Min. installation temperature	-50°C	-50°C	-50°C
Max. pipe temperature	Refer to heating cable specification		
Terminals	WAGO 284 series (EEx e) 2 line, 1 ground	WAGO 284 series (EEx e) 1 phase, 1 neutral, 1 earth	WAGO 284 series (EEx e) 1 phase, 1 neutral, 1 earth
Max. conductor size	8 AWG stranded	10 mm ² stranded, 10 mm ² solid	10 mm ² stranded, 10 mm ² solid
Max. operating voltage	277 Vac	254 Vac	254 Vac
Max. continuous operating current	50 A heating cable circuit	40 A heating cable circuit	40 A heating cable circuit

Materials of construction

Enclosure, lid, and stand	Engineering polymers, black	Engineering polymers, black	Engineering polymers, black
Lid screws	Stainless steel	Stainless steel	Stainless steel
Lid gasket	Silicone rubber	Silicone rubber	Silicone rubber
Earth continuity plate	N/A	N/A	Steel, zinc plated, and yellow chromated

Optional LED indicator light

Colour	Red	Green	Green
Voltage rating	100-277 Vac	100-254 Vac	100-254 Vac
Power consumption	< 1 W	< 1 W	< 1 W

Ordering details

Power connection			
Part Description	JBS-100-A	JBS-100-E	JBS-100-EP
PN (Weight)	085947-000 (2.5 lb)	829939-000 (1.2 kg)	158251-000 (1.3 kg)
Power connection with light			
Part Description	JBS-100-L-A	JBS-100-L-E	JBS-100-L-EP
PN (Weight)	944699-000 (3.5 lb)	054363-000 (1.6 kg)	075249-000 (1.7 kg)

Accessories

Conduit drain 3/4"	JB-DRAIN-PLUG-3/4IN (prevents from condensate collecting in the box) <i>ONLY FOR JBS-100-L-A</i>
Small pipe adaptor	JBS-SPA, required for pipes ≤ 1" (DN 25) ≤ E90515-000 (bag of 5 adaptors)